

Llanelli Rural Council

Statements of Accounts

For the year ended 31 March 2023

Llanelli Rural Council

Table of Contents

31 March 2023

	Page
Table of Contents.....	2
Council Information.....	3
Annual Governance Statement.....	4
Statement of Responsibilities.....	6
Statement of Accounting Policies.....	7
Income and Expenditure Account.....	10
Statement of Movement in Reserves.....	11
Statement of Total Recognised Gains and Losses.....	12
Balance Sheet.....	13
Notes to the Accounts.....	14
1 Other Costs Analysis.....	14
2 Interest Payable and Similar Charges.....	14
3 Interest and Investment Income.....	14
4 Agency Work.....	15
5 Related Party Transactions.....	15
6 Audit Fees.....	15
7 Employees.....	15
8 Members' Allowances.....	16
9 Pension Benefits.....	16
9 Pension Benefits (cont'd).....	17
10 Tangible Fixed Assets.....	18
11 Financing of Capital Expenditure.....	18
12 Information on Assets Held.....	19
13 Debtors.....	20
14 Creditors and Accrued Expenses.....	20
15 Long Term Liabilities.....	20
16 Deferred Grants.....	21
17 Financial Commitments under Operating Leases.....	21
18 Capital Financing Account.....	22
19 Usable Capital Receipts Reserve.....	22
20 Earmarked Reserves.....	22
21 Capital Commitments.....	23
22 Contingent Liabilities.....	23
23 Post Balance Sheet Events.....	23
Appendices.....	24

Llanelli Rural Council

Council Information

31 March 2023

(Information current at 28th June 2023)

Chairman

Cllr J. S. Phillips

Councillors

Cllr M. V. Davies (Vice Chairman)

Cllr S. R. Bowen

Cllr D. M. Cundy

Cllr S. L. Davies

Cllr T. M. Donoghue

Cllr A. Evans

Cllr E. M. Evan

Cllr N. Evans

Cllr R. E. Evans

Cllr S. M. T. Ford

Cllr J. P. Hart

Cllr S. N. Lewis

Cllr A. G. Morgan

Cllr S. K. Nurse

Cllr A. J. Rogers

Cllr W. E. Skinner

Cllr A. G. Stephens

Cllr N. A. Stephens

Cllr B. M. Williams

Cllr O. Williams

Clerk to the Council

Mr Mark Galbraith. A.C.I.S

Responsible Financial Officer (R.F.O.)

Ms Alison Williams BA (Hons) (Bus. Studies)

Auditors

Audit Wales Office

1 Capital Quarter, Tyndall Street

Cardiff, CF10 4BZ

Internal Auditors

Auditing Solutions Limited

Clackerbrook Farm, 46 The Common

Bromham, Chippenham, Wiltshire, SN15 2JJ

Llanelli Rural Council
Annual Governance Statement
31 March 2023

Scope of Responsibility

Llanelli Rural Council is responsible for ensuring that its business is conducted in accordance with the law and proper standards, that public money is safeguarded and properly accounted for, and used economically, efficiently and effectively.

In discharging this overall responsibility, the Council is responsible for putting in place proper arrangements for the governance of its affairs, facilitating the effective exercise of its functions, and which includes arrangements for the management of risk.

The Council has approved and adopted a code of corporate governance which is consistent with the principles of the CIPFA/SOLACE Framework Delivering Good Governance in Local Government. This statement explains how the Council has complied with the code and also meets the requirements of regulation 4(2) of the Accounts and Audit Regulations 2003 as amended by the Accounts and Audit (Wales) (Amendment) Regulations 2005 in relation to the publication of a statement on internal control.

The purpose of the governance framework

The governance framework comprises the systems and processes, and culture and values, by which the Council is directed and controlled and its activities through which it accounts to, engages with and leads the community. It enables the Council to monitor the achievement of its strategic objectives and to consider whether those objectives have led to the delivery of appropriate, cost effective services.

The system of internal control is a significant part of that framework and is designed to manage risk to a reasonable level. It cannot eliminate all risk of failure to achieve policies, aims and objectives and can therefore only provide reasonable and not absolute assurance of effectiveness.

The system of internal control is based on an ongoing process designed to identify and prioritise the risks to achievement of the Council's policies, aims and objectives, to evaluate the likelihood of those risks being realised and the impact should they be realised, and to manage them efficiently, effectively and economically.

The governance framework has been in place at Llanelli Rural Council for the year ended 31 March 2023 and up to the date of approval of the annual report and accounts.

The governance framework

The key elements of Llanelli Rural Council's systems and processes that comprise the governance arrangements are:-

- The Council identifies its visions as part of its programme setting process and communicates its intentions and intended outcomes to its citizens and service users via its web site, local news leaflet and press releases.
- The definition and documenting of the roles within the authority are as contained within the Council's constitution document. The Council's disciplinary and grievance procedures cover the staff element and the Council Members are covered by the national code of conduct adopted by the Council.
- The Council procedures are updated when required to take account of changes in legislation and the changing needs of the authority. The Finance & General Purposes Committee acts as the Committee for assuring adherence with financial matters and is the Committee responsible also in regard to matters of complying with all laws and regulations.
- The Council has a complaints procedure for the public and whilst no formally whistle blowing procedure is in place the Council's grievance procedure would permit such matters to be dealt with properly.
- The Council has clear channels of communication with all sectors and welcomes the public to attend its meetings.
- The Council has agreed as a fundamental policy partnership working with other local authorities and organisations where benefit can be shown by such partnership working.

Llanelli Rural Council
Annual Governance Statement
31 March 2023

Review of effectiveness

Llanelli Rural Council has responsibility for conducting, at least annually, a review of the effectiveness of its governance framework including the system of internal control. The review of effectiveness is informed by the control exercised by members and the work of the internal auditor and the executive managers within the Council, who have responsibility for the development and maintenance of the governance framework. It is further enhanced by reports and comments made by the external auditors and other review agencies and inspectors.

We continue to be advised on the implications of the result of the review of the governance framework by the Council, relevant committees, officers and the internal auditor, and plan to address weaknesses as they arise and thus ensure continuous improvement of the system is in place.


Significant governance issues


To date no significant governance issues have been identified. As such issues arise, effective steps will be taken to ensure that matters are addressed, weaknesses eradicated and revised arrangements implemented at the earliest possible opportunity.

Approval of Statement


This statement was approved at a meeting of the council held on 28th June 2023 when authority was given for the Chairman and the Clerk to the Council to sign.

Signed:


Cllr J. S. Phillips
Chairman


Mr Mark Galbraith. A.C.I.S
Clerk to the Council

Date:



Llanelli Rural Council
Statement of Responsibilities
31 March 2023

The Council's Responsibilities

The council is required:

- to make arrangements for the proper administration of its financial affairs,
- to secure that one of its officers (R.F.O.) has the responsibility for the administration of those affairs. At this council that officer is the Finance Manager, and
- to manage its affairs to secure economic, efficient and effective use of resources and safeguard its assets.

The Responsible Financial Officer's Responsibilities

The R.F.O. is responsible for the preparation of the council's Statements of Accounts in accordance with Part 4 of the Governance and Accountability for Local Councils – A Practitioners Guide (Wales) (the guide), so far as is applicable to this council, to present a true and fair view of the financial position of the council at 31 March 2023 and its income and expenditure for the year then ended.

In preparing the Statements of Accounts, the R.F.O. has:

- selected suitable accounting policies and then applied them consistently,
- made judgements and estimates that were reasonable and prudent, and
- complied with the guide.


The R.F.O. has also:

- kept proper accounting records, which were up to date, and
- taken reasonable steps for the prevention and detection of fraud and other irregularities.

Responsible Financial Officer's Certificate

I hereby certify that the Statements of Accounts for the year ended 31 March 2023 required by the Accounts and Audit Regulations 2014 (as amended) are set out in the following pages.

I further certify that the Statements of Accounts present a true and fair view of the financial position of Llanelli Rural Council at 31 March 2023, and its income and expenditure for the year ended 31 March 2023.

Signed: .....

Ms Alison Williams BA (Hons) (Bus. Studies)- Finance Manager

Date: 22/06/2023.....

Llanelli Rural Council
Statement of Accounting Policies
31 March 2023

Accounting Convention

The accounts have been prepared, for the first time, in accordance with the Financial Reporting Standard for Smaller Entities (effective April 2008) (FRS102) issued by the Accounting Standards Board, as applied to Local Councils by part 4 of Governance and Accountability for Local Councils – A Practitioners Guide (Wales) (the guide). Comparative figures have been restated to conform to the revised formats where appropriate.

These accounts have been prepared having regard to the fundamental accounting concepts of: Going Concern, Prudence, Accruals, Relevance, Consistency, Reliability, Comparability, Understandability and Materiality.

The accounts have been prepared under the historical cost convention.

Fixed Assets

All expenditure on the acquisition, creation or enhancement of fixed assets above the council de-minimis (currently £1000) is capitalised on an accruals basis in the accounts. Expenditure on fixed assets is capitalised, provided that the fixed asset yields benefits to the authority, and the services it provides, for a period of more than one year.

In accordance with FRS102 depreciation is provided on all operational buildings (but not land), as well as other assets.

Following the adoption of the FRS102, as interpreted by the guide, the council has elected to retain the book value of fixed assets at the balance sheet valuations current on 31st March 2009 together with subsequent acquisitions and enhancements at cost, in accordance with the transitional provisions of paragraph 4.40 of the guide.

Disposals of fixed assets are reported in the Income and Expenditure Account and, in accordance with the guide, the net book value of asset disposals is reversed out to the Capital Financing Account in order not to constitute a charge to the council's revenue reserves.

Depreciation Policy

Buildings and leasehold land are depreciated over the shorter of 50 years or the anticipated remaining useful lives on a straight line basis.

Llanelli Cemetery Land and Buildings are not depreciated.

Freehold land is not depreciated.

Non Operational Assets (including Investment Properties) are not depreciated.

Vehicle, plant, equipment and furniture are depreciated over 4 to 10 years on a straight line basis.

Play equipment is depreciated over 10 years at 10% per annum straight line.

Infrastructure assets are depreciated over 10 to 25 years at 4% to 10% per annum straight line.

Community assets are not depreciated, because they are either intrinsic or purely nominal value.

Other Llanelli Cemetery assets are depreciated by 100% in the year of purchase.

Grants or Contributions from Government or Related Bodies

Capital Grants

The council has elected, as permitted under the guide, to continue with the previous policy with regard to capital grants. Where a fixed asset has been acquired or improved with the financing either wholly or in part by a grant or contribution from government or a related body, e.g. Sports Council, the amount of the grant has been credited to Deferred Grants Account and carried forward. Grants so credited are released back to revenue over the life of the asset to match, and thereby offset wholly or in part, depreciation charged.

Revenue Grants

Revenue grants are credited to income when conditions attached thereto have been fulfilled and/or equivalent expenditure has been incurred. Grants received in respect of which the conditions have not been fulfilled, or expenditure incurred, are carried forward as deferred revenue grants.

Llanelli Rural Council
Statement of Accounting Policies
31 March 2023

Debtors and Creditors

The revenue accounts of the council are maintained on an accruals basis in accordance with the regulations. That is sums due to or from the council during the year are included whether or not the cash has actually been received or paid in the year. This policy is applied consistently each year. Therefore, it will not have a material effect on the year's accounts or on the council's annual budget.

The council reviews the level of its commercial debtors on a regular basis and provisions are made, as required, where the likelihood of amounts proving ultimately collectable is in doubt.

Value Added Tax

Income and Expenditure excludes any amounts related to VAT, as all VAT suffered/collected is recoverable from or payable to HM Revenue and Customs. Any amounts not so recoverable are treated as a separate expense.

External Loan Repayments

The council accounts for loans on an accruals basis. Details of the council's external borrowings are shown at note 15.

Leases

Rentals payable under operating leases are charged to revenue on an accruals basis. Details of the council's obligations under operating leases are shown at note 17.

Reserves

The council maintains certain reserves to meet general and specific future expenditure. The purpose of the council's reserves is explained in notes 18 to 20.

Certain reserves are maintained to manage the accounting processes for tangible fixed assets, available for sale investments and retirement benefits. They do not represent usable resources for the council:

Capital Financing Account – represent the council's investment of resources in such assets already made.

Pension Fund Reserve – represents the council's interest in the net assets/liabilities in the fund in which it participates.

Interest Income

All interest receipts are credited initially to general funds.

Interest is reallocated to certain reserves based on the level of their fund balance.

Cost of Support Services

The costs of management and administration have been apportioned to services on an appropriate and consistent basis.

This apportionment is not reflected in the Income and Expenditure account, but is used for Management Accounting and Annual Report purposes only.

Post Balance Sheet Events

Events after the Balance Sheet date are those events, both favourable and unfavourable, that occur between the end of the reporting period and the date when the Statement of Accounts is authorised for issue. Such events are included in these accounts only to the extent that their omission would have a material affect on and understanding of these accounts.

Llanelli Rural Council
Statement of Accounting Policies
31 March 2023

Pensions

The pension costs that are charged against precept in the council's accounts, in respect of its employees, are equal to the contributions paid to the funded pension scheme for those employees.

These contributions are determined by the fund's actuary on a triennial basis and are set to meet 100% of the liabilities of the pension fund, in accordance with relevant government regulations.

The next actuarial valuation is due at 31st March 2025 and any change in contribution rates as a result of that valuation will take effect from 1st April 2026.

The Local Government scheme is accounted for as a defined benefit scheme.

The liabilities of the Dyfed Pension Fund attributable to the council are included in the balance sheet on an actuarial basis using the Projected Unit Method.

Liabilities are discounted to their value at current prices, using a discount rate (based on the indicative rate of return on a high quality corporate bond).

The assets of the pension fund attributable to the council are included in the balance sheet at their fair value.

In relation to retirement benefits, for purposes of calculating the precept the Income and Expenditure is required to be charged with the actual amount payable by the council to the pension fund for the year, not the amount calculated according to the relevant accounting standard. This means there are entries to remove these notional transactions from the Income and Expenditure Account and transfer them to the Pension Reserve.

Llanelli Rural Council
Income and Expenditure Account
31 March 2023

	Notes	2023 £	2022 £
Income			
Precept on County Council		1,094,894	1,093,010
Grants Receivable		62,866	193,124
Interest & Investment Income	3	3,078	209
Charges made for Services		1,302,765	1,770,171
Other Income		5,952	18,921
Total Income		2,469,555	3,075,435
Expenditure			
Direct Service Costs:			
Salaries & Wages		(884,498)	(818,776)
Grant-aid Expenditure		(10,818)	(38,658)
Other Costs	1	(773,068)	(1,329,038)
Democratic, Management & Civic Costs:			
Salaries & Wages		(846,521)	(765,186)
Other Costs	1	(373,253)	(306,895)
Total Expenditure		(2,888,158)	(3,258,553)
Excess of (Expenditure over Income) for the year.		(418,603)	(183,118)
Exceptional Items			
Profit on the disposal of fixed assets		13,911	8,000
Pension fund financing		(74,000)	(60,000)
Net Operating (Deficit) for Year		(478,692)	(235,118)
STATUTORY CHARGES & REVERSALS			
Statutory Charge for Capital (i.e. Loan Capital Repaid)		(58,014)	(55,345)
Capital Expenditure charged to revenue	11	(124,474)	(272,213)
Reversal of annual depreciation and impairment		190,609	299,938
Reverse profit on asset disposals		(13,911)	(8,000)
Reversal of grant amortisation		(4,370)	(40,212)
Transfer from Earmarked Reserves	20	29,786	52,279
Reversal of Defined Benefit costs		378,000	341,000
(Deficit)/Surplus for the Year (from)/to General Fund		(81,066)	82,329
Net (Deficit)/Surplus for the Year		(110,852)	30,050
The above (Deficit)/Surplus for the Year has been (funded)/applied for the Year (from)/to as follows:			
Transfer from Earmarked Reserves	20	(29,786)	(52,279)
(Deficit)/Surplus for the Year (from)/to General Fund		(81,066)	82,329
		(110,852)	30,050

The notes on pages 14 to 23 form part of these unaudited statements.

Llanelli Rural Council
Statement of Movement in Reserves
31 March 2023

Reserve	Purpose of Reserve	Notes	2023 £	Net Movement in Year £	2022 £
Capital Financing Account	Store of capital resources set aside to purchase fixed assets	18	2,309,048	9,743	2,299,305
Usable Capital Receipts	Proceeds of fixed assets sales available to meet future capital investment	19	417	417	-
Earmarked Reserves	Amounts set aside from revenue to meet general and specific future expenditure	20	650,352	(29,786)	680,138
Pensions Reserve	Balancing account to allow inclusion of Pension Liability in the Balance Sheet	9	734,000	3,302,000	(2,568,000)
General Fund	Resources available to meet future running costs		890,667	(81,066)	971,733
Total			4,584,484	3,201,308	1,383,176

The notes on pages 14 to 23 form part of these unaudited statements.

Llanelli Rural Council
Statement of Total Recognised Gains and Losses
31 March 2023

	Notes	2023	2022
		£	£
Net Operating (Deficit) for Year		(478,692)	(235,118)
Actuarial gains	9	3,680,000	498,000
Total recognised gains for the year		<u>3,201,308</u>	<u>262,882</u>

The notes on pages 14 to 23 form part of these unaudited statements.

Llanelli Rural Council

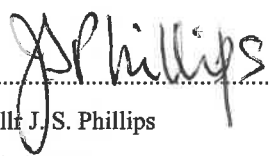
Balance Sheet


31 March 2023


	Notes	2023 £	2023 £	2022 £
Fixed Assets				
Tangible Fixed Assets	10		3,131,218	3,183,859
Current Assets				
Debtors and prepayments	13	301,246		389,165
Cash at bank and in hand		<u>1,684,257</u>		<u>1,893,478</u>
		1,985,503		2,282,643
Current Liabilities				
Current Portion of Long Term Borrowings	15	(60,813)		(58,014)
Creditors and income in advance	14	<u>(422,379)</u>		<u>(609,084)</u>
Net Current Assets			<u>1,502,311</u>	<u>1,615,545</u>
Total Assets Less Current Liabilities			4,633,529	4,799,404
Long Term Liabilities				
Long-term borrowing	15		(426,686)	(487,499)
Deferred Grants	16		(356,359)	(360,729)
Pension Fund Net Assets/(Liabilities)	9		734,000	(2,568,000)
Total Assets Less Liabilities			<u>4,584,484</u>	<u>1,383,176</u>
Capital and Reserves				
Capital Financing Reserve	18		2,309,048	2,299,305
Pensions Reserve	9		734,000	(2,568,000)
Usable Capital Receipts Reserve	19		417	-
Earmarked Reserves	20		650,352	680,138
General Reserve			<u>890,667</u>	<u>971,733</u>
			<u>4,584,484</u>	<u>1,383,176</u>

The Statements of Accounts represent a true and fair view of the financial position of the Council as at 31 March 2023, and of its Income and Expenditure for the year.

These accounts were approved by the Council on 28th June 2023 .

Signed: .....
Cliff J. S. Phillips
Chairman

.....
Ms Alison Williams BA (Hons) (Bus. Studies)
Responsible Financial Officer

Date: .....
28th June 2023.

.....
28th June 2023.

The notes on pages 14 to 23 form part of these unaudited statements.

Llanelli Rural Council

Notes to the Accounts

31 March 2023

1 Other Costs Analysis

Other Costs reported in the council's Income and Expenditure Account comprise the following:

Direct Service Costs

	2023	2022
	£	£
Community Centres	88,898	100,265
Outdoor Sports & Recreation Facilities	245,535	232,065
Community Parks & Open Spaces	9,644	156,867
Cemeteries	(41,240)	5,224
Community Development	11,286	13,961
Street Lighting	14,438	11,278
Training Department	455,325	848,036
Less: Grant-aid Expenditure	(10,818)	(38,658)
Total	773,068	1,329,038

Democratic, Management & Civic Costs

	2023	2022
	£	£
Corporate Management	283,278	251,102
Democratic Representation & Management	43,772	14,864
Civic Expenses	8,897	8,663
Civic Allowance	2,000	2,000
Members' Allowances	11,010	3,300
Interest Payable	24,296	26,966
Total	373,253	306,895

As reported in the Statement of Accounting Policies, apportionment of central costs is not reflected in the above analysis.

2 Interest Payable and Similar Charges

	2023	2022
	£	£
External Interest Charges - Loans	24,296	26,966
	24,296	26,966

3 Interest and Investment Income

	2023	2022
	£	£
Interest Income - General Funds	2,550	139
Interest Income - Earmarked Funds	528	70
	3,078	209

Llanelli Rural Council

Notes to the Accounts

31 March 2023

4 Agency Work

During the year the Council undertook no agency work on behalf of other authorities.

During the year the Council commissioned no agency work to be performed by other authorities.

5 Related Party Transactions

The council entered into no material transactions with related parties during the year.

6 Audit Fees

The council is required to report and disclose the cost of services provided by its external auditors.

These may be summarised as follows:

	2023	2022
	£	£
Fees for statutory audit services	10,630	7,000
Total fees	<u>10,630</u>	<u>7,000</u>

7 Employees

The average weekly number of employees during the year was as follows:

	2023	2022
	Number	Number
Full-time	40	39
Part-time	5	8
Temporary	-	-
	<u>45</u>	<u>47</u>

All staff are paid in accordance with nationally agreed pay scales.

The number of officers whose remuneration, excluding pension contributions, was £60,000 or more were:

Between £65,000 and £69,999	1	1
-----------------------------	---	---

Senior officer emoluments where salary is between £60,000 and £150,000 per year were

	2023	2023	2022	2022
	Salary (incl allowances)	Pension Contributions	Salary (incl allowances)	Pension Contributions
Clerk to the Council	<u>69,684</u>	<u>10,035</u>	<u>67,759</u>	<u>9,757</u>

The ratio of Clerk to the Council remuneration to the median remuneration was as follows:

Clerk to the Council	<u>69,684</u>	<u>67,759</u>
Median remuneration of all employees	<u>24,559</u>	<u>22,027</u>
Ratio of the remuneration of the Clerk to the Council to the median remuneration of all employees	<u>2.84 :1</u>	<u>3.08 :1</u>

Llanelli Rural Council

Notes to the Accounts

31 March 2023

8 Members' Allowances

	2023	2022
	£	£
Members of Council have been paid the following allowances for the year:		
Chair's Allowance	1,000	1,000
Deputy Chair's Allowance	500	500
Council Leader's Allowance	500	500
Members' Allowances	11,010	3,300
	<u>13,010</u>	<u>5,300</u>

9 Pension Benefits

In accordance with FRS102, Llanelli Rural Council is required to disclose certain information concerning assets, liabilities, income and expenditure related to pension schemes for its employees.

Llanelli Rural Council participates in the Local Government Pension Scheme, which is administered by Dyfed Pension Fund. The Local Government Pension Scheme is a defined benefit scheme based on final pensionable salary. The most recent valuation was carried out as at 31st March 2022, and has been updated by Mercer Ltd, independent actuaries to Dyfed Pension Fund Pension Fund, to take account of the requirements of FRSSE in order to assess the liabilities of the Fund as at 31 March 2023. Liabilities are valued on an actuarial basis using the projected unit method, which assesses the future liabilities discounted to their present value.

The main assumptions used for the purposes of FRS102 are as follows:

Financial Assumptions

	31 March 2023	31 March 2022
	% p.a.	% p.a.
Discount Rate	4.80	2.80
Rate of increase in salaries	4.20	4.90
Rate of increase in pensions	2.80	3.50
Rate of increase in deferred pensions	-	3.50
Rate of inflation	2.70	3.40

The following amounts were measured in accordance with the requirements of FRSSE:

AMOUNTS INCLUDED IN THE COUNCIL'S BALANCE SHEET

PENSION FUND NET ASSETS

Summary of Dyfed Pension Fund's Pension Fund Balance Sheet applicable to the council	31 March 2023	31 March 2022	31 March 2021
	(£000s)	(£000s)	(£000s)
Share of assets	8,845	9,197	8,674
Estimated liabilities	(8,111)	(11,765)	(11,399)
Net pensions (deficit)/surplus	<u>734</u>	<u>(2,568)</u>	<u>(2,725)</u>

Llanelli Rural Council

Notes to the Accounts

31 March 2023

9 Pension Benefits (cont'd)
PENSION FUND RESERVE

Movement in Surplus/Deficit during the year

	2023	2022
	(£000s)	(£000s)
Deficit at 01 April 2022	(2,568)	(2,725)
Current Service Cost	(468)	(428)
Employer Contributions	164	147
Past Service/Curtailment Cost	(4)	(4)
Net Interest/Return on Assets	(70)	(56)
Actuarial Gain	3,680	498
Surplus/Deficit at 31 March 2023	<u>734</u>	<u>(2,568)</u>

AMOUNTS REPORTED IN THE COUNCIL'S

INCOME & EXPENDITURE ACCOUNT

Pension Revenue Items during the year

Operating Costs

	2023	2022
	(£000s)	(£000s)
Current Service Cost	(468)	(428)
Curtailment Service Cost	(4)	(4)
Total Cost	<u>(472)</u>	<u>(432)</u>
Financing (Cost)		
Expected Return on Assets	257	181
Interest on Pension Liabilities	(327)	(237)
	<u>(70)</u>	<u>(56)</u>

NON-REVENUE MOVEMENTS IN RESERVES

Statement of Actuarial Gains

	2023	2022
	(£000s)	(£000s)
Asset (Loss)/Gain	(600)	436
Liability (Loss)	(740)	(27)
Change in Assumptions	5,020	89
Net Gain	<u>3,680</u>	<u>498</u>

Llanelli Rural Council

Notes to the Accounts

31 March 2023

10 Tangible Fixed Assets

	Operational Freehold Land and Buildings	Operational Leasehold Land and Buildings	Vehicles and Equipment	Infra- structure Assets	Community Assets	Other	Total
Cost	£	£	£	£	£	£	£
At 31 March 2022	2,636,597	1,295,953	1,614,535	980,934	14,726	9,430	6,552,175
Additions	-	-	92,874	45,100	-	-	137,974
Disposals	-	-	(41,200)	-	-	-	(41,200)
Surplus on revaluation	-	-	-	9,430	-	(9,430)	-
At 31 March 2023	2,636,597	1,295,953	1,666,209	1,035,464	14,726	-	6,648,949
Depreciation							
At 31 March 2022	(609,033)	(466,837)	(1,481,425)	(811,021)	-	-	(3,368,316)
Charged for the year	(46,300)	(23,519)	(85,596)	(35,194)	-	-	(190,609)
Eliminated on disposal	-	-	41,194	-	-	-	41,194
At 31 March 2023	(655,333)	(490,356)	(1,525,827)	(846,215)	-	-	(3,517,731)
Net Book Value							
At 31 March 2023	1,981,264	805,597	140,382	189,249	14,726	-	3,131,218
At 31 March 2022	2,027,564	829,116	133,110	169,913	14,726	9,430	3,183,859

Although classified as capital expenditure, certain minor equipment purchases are not included in the above as they are not material in overall value.

Fixed Asset Valuation

The freehold and leasehold properties that comprise the council's properties have been valued as at 31st March 2006 by external independent valuers, Messrs Lambert Smith Hampton, Chartered Surveyors. Valuations have been made on the basis set out in the Statement of Accounting Policies, except that not all properties were inspected. This was neither practical nor considered by the valuer to be necessary for the purpose of valuation. Plant and machinery that form fixtures to the building are included in the valuation of the building.

Assets Held under Finance Agreements

The council holds no such assets

11 Financing of Capital Expenditure

	2023	2022
	£	£
The following capital expenditure during the year:		
Fixed Assets Purchased	137,974	302,060
	<u>137,974</u>	<u>302,060</u>
was financed by:		
Capital Receipts	13,500	8,000
Capital Grants	-	21,847
Revenue:		
Capital Projects Reserve	-	45,623
Precept and Revenue Income	124,474	226,590
	<u>137,974</u>	<u>302,060</u>

Llanelli Rural Council

Notes to the Accounts

31 March 2023

12 Information on Assets Held

Fixed assets owned by the council include the following:

Operational Land and Buildings

Council Offices Vauxhall

Felinfoel Community Resource Centre

Works Depots – 1

Changing Rooms – at 1 recreation ground

Community Centres – 8

Dwyfor Growing Space

Llanelli Cemetery (Jointly owned with Llanelli Town Council)

Llanelli Crematorium (Jointly owned with Llanelli Town Council)

Vehicles and Equipment

Cars – 4

Light Vans – 4

Commercial Vehicles - 3

Public Service Vehicles - 1

Tractors – 1

Sundry grounds maintenance equipment

Play Equipment

Llanelli Cemetery Equipment (Jointly owned with Llanelli Town Council)

Infrastructure Assets

Street lights - 348

Footpaths – 135

Llanelli Cemetery infrastructure (Jointly owned with Llanelli Town Council)

Community Assets

Recreation grounds and playing fields – 7

Childrens' play areas - 7

Llanelli Rural Council

Notes to the Accounts

31 March 2023

13 Debtors

	2023	2022
	£	£
General Debtors	22,669	12,205
Training Department Debtors	201,404	220,280
Cemetery Debtors	26,563	25,433
Trade Debtors	250,636	257,918
VAT Recoverable	35,957	40,462
Other Debtors	(498)	(2,695)
Prepayments	15,151	12,213
Accrued Income	-	75,987
Capital Grant Debtors	-	5,280
	301,246	389,165

14 Creditors and Accrued Expenses

	2023	2022
	£	£
Trade Creditors	51,751	176,371
Other Creditors	171,617	178,143
Superannuation Payable	19,026	20,503
V A T Payable	9,626	2,876
Payroll Taxes and Social Security	24,951	28,234
Accruals	60,268	91,218
Income in Advance	85,140	111,739
	422,379	609,084

15 Long Term Liabilities

	2023	2022
	£	£
Public Works Loan Board	487,499	545,513
	487,499	545,513

	2023	2022
	£	£
The above loans are repayable as follows:		
Within one year	60,813	58,014
From one to two years	63,747	60,813
From two to five years	161,098	200,621
From five to ten years	137,903	132,146
Over ten years	63,938	93,919
Total Loan Commitment	487,499	545,513
Less: Repayable within one year	(60,813)	(58,014)
Repayable after one year	426,686	487,499

Llanelli Rural Council

Notes to the Accounts

31 March 2023

16 Deferred Grants

	2023	2022
	£	£
Capital Grants Unapplied		
At 01 April	21,689	-
Grants received in the year	-	43,536
Applied to finance capital investment	-	(21,847)
At 31 March	<u>21,689</u>	<u>21,689</u>
Capital Grants Applied		
At 01 April	339,040	357,405
Grants Applied in the year	-	21,847
Released to offset depreciation	(4,370)	(40,212)
At 31 March	<u>334,670</u>	<u>339,040</u>
Total Deferred Grants		
At 31 March	<u>356,359</u>	<u>360,729</u>
At 01 April	<u>360,729</u>	<u>357,405</u>

Capital Grants are accounted for on an accruals basis and grants received have been credited to Deferred Grants Account. Amounts are released from the Deferred Grants Account to offset any provision for depreciation charged to revenue accounts in respect of assets that were originally acquired with the assistance of such grants.

17 Financial Commitments under Operating Leases

The council had annual commitments under non-cancellable operating leases of property as follows:

	2023	2022
	£	£
Obligations expiring within one year	-	-
Obligations expiring between two and five years	-	-
Obligations expiring after five years	17,500	17,500
	<u>17,500</u>	<u>17,500</u>

The council had annual commitments under non-cancellable operating leases of equipment as follows:

	2023	2022
	£	£
Obligations expiring within one year	-	-
Obligations expiring between two and five years	2,335	2,335
Obligations expiring after five years	-	-
	<u>2,335</u>	<u>2,335</u>

Llanelli Rural Council

Notes to the Accounts

31 March 2023

18 Capital Financing Account

	2023	2022
	£	£
Balance at 01 April	2,299,305	2,223,473
Financing capital expenditure in the year		
Additions - using capital receipts	13,500	8,000
Additions - using revenue balances	124,474	272,213
Loan repayments	58,014	55,345
Disposal of fixed assets	(41,200)	-
Depreciation eliminated on disposals	41,194	-
Reversal of depreciation	(190,609)	(299,938)
Deferred grants released	4,370	40,212
Balance at 31 March	2,309,048	2,299,305

The Capital Financing Account represents revenue and capital resources applied to finance capital expenditure or for the repayment of external loans. It also includes the reversal of depreciation to ensure it does not impact upon the amount to be met from precept. It does not represent a reserve that the council can use to support future expenditure.

19 Usable Capital Receipts Reserve

	2023	2022
	£	£
Capital receipts (asset sales) during the year	13,917	8,000
<i>Less:</i>		
Capital used to fund expenditure	(13,500)	(8,000)
Balance at 31 March	417	-

The Usable Capital Receipts Reserve represents capital receipts available to finance capital expenditure in future years.

20 Earmarked Reserves

	Balance at	Contribution	Contribution	Balance at
	01/04/2022	to reserve	from reserve	31/03/2023
	£	£	£	£
Joint Burial Service Reserves	124,567	141,876	(128,771)	137,672
Other Earmarked Reserves	555,571	182,817	(225,708)	512,680
Total Earmarked Reserves	680,138	324,693	(354,479)	650,352

The Joint Burial Service Reserves represent this council's share of the reserves of Llanelli Joint Burial Services after deducting the proportion (50%) due to Llanelli Town Council.

The Other Earmarked Reserves are credited with amounts set aside from revenue to fund specific known commitments of the council.

The Other Earmarked Reserves at 31 March 2023 are set out in detail at Appendix A.

Llanelli Rural Council

Notes to the Accounts

31 March 2023

21 Capital Commitments

The council had no capital commitments at 31 March 2023 not otherwise provided for in these accounts.

22 Contingent Liabilities

The council is not aware of any contingent liabilities at the date of these accounts.

23 Post Balance Sheet Events

There are no significant Post Balance Sheet events since the preparation of these accounts, up to the date of their final adoption (on 28th June 2023), which would have a material impact on the amounts and results reported herein.

Llanelli Rural Council

Appendices

31 March 2023

Appendix A

Schedule of Earmarked Reserves

	<u>Balance at</u> <u>01/04/2022</u>	<u>Contribution</u> <u>to reserve</u>	<u>Contribution</u> <u>from reserve</u>	<u>Balance at</u> <u>31/03/2023</u>
	£	£	£	£
<u>Llanelli Joint Burial Committee</u>				
<u>(Llanelli Rural Council share)</u>				
General Fund	108,253	269,663	(257,543)	120,373
Redevelopment	114,807	2,965		117,772
Infrastructure	15,130			15,130
Monument Repairs	1,854			1,854
Training/Consultancy	9,090	11,125		20,215
Advertisements	0			0
Share due to LTC	(124,567)	(141,877)	128,772	(137,672)
	<u>124,567</u>	<u>141,876</u>	<u>(128,771)</u>	<u>137,672</u>
 <u>Other Earmarked Reserves</u>				
Community Halls	6,280			6,280
Committed Grants	4,560	9,151	(1,350)	12,361
Capital Schemes	131,950		(130,000)	1,950
Dafen Pitch R & R		3,590		3,590
Parks & Play Areas	105,010	108,140		213,150
Vauxhall Buildings	78,520		(14,363)	64,157
Resources	7,750		(530)	7,220
Global	125,301	61,936	(16,575)	170,662
Depot Building	24,710		(24,710)	0
	<u>0</u>			<u>0</u>
Council Earmarked Reserves	<u>484,081</u>	<u>182,817</u>	<u>(187,528)</u>	<u>479,370</u>
Training Department Earmarked Reserves	<u>71,490</u>	<u>0</u>	<u>(38,180)</u>	<u>33,310</u>
	<u>555,571</u>	<u>182,817</u>	<u>(225,708)</u>	<u>512,680</u>
 TOTAL EARMARKED RESERVES	 <u>680,138</u>	 <u>324,693</u>	 <u>(354,479)</u>	 <u>650,352</u>

Llanelli Rural Council

31 March 2023

Annual Report Tables

Table. 1 – Budget & Actual Comparison

	Budget £	Actual £
Net Expenditure		
Recreation & Sport	1,060,122	831,051
Open Spaces	12,739	32,252
Cemetery, Cremation & Mortuary	105,805	41,511
Planning & Development Services (including Markets)	35,293	69,845
Highways Roads (Routine)	119,213	95,254
Street Lighting	11,420	14,438
Training Department	(24,563)	38,002
Net Direct Services Costs	<u>1,320,029</u>	<u>1,122,353</u>
Corporate Management	-	(45,047)
Democratic & Civic	39,429	110,973
Non Distributed Costs	-	304,000
Net Democratic, Management and Civic Costs	<u>39,429</u>	<u>369,926</u>
Interest & Investment Income	(730)	(3,078)
Loan Charges	86,050	82,310
Capital Expenditure	383,940	137,974
Proceeds of Disposal of Capital Assets	-	(13,917)
Transfers to/(from) other reserves	(459,145)	(29,369)
Reversal of Statutory Adjustments	(257,200)	(490,239)
(Deficit from) General Reserve	<u>(17,479)</u>	<u>(81,066)</u>
Precept on County Council	<u>1,094,894</u>	<u>1,094,894</u>

Llanelli Rural Council

31 March 2023

Annual Report Tables

Table. 2 – Service Income & Expenditure

Notes	2023 £	2023 £	2023 £	2022 £
	Gross Expenditure	Income	Net Expenditure	Net Expenditure
CULTURAL & RELATED SERVICES				
Recreation & Sport	950,503	(119,452)	831,051	754,193
Open Spaces	75,226	(42,974)	32,252	62,256
ENVIRONMENTAL SERVICES				
Cemetery, Cremation & Mortuary	125,804	(84,293)	41,511	68,502
PLANNING & DEVELOPMENT SERVICES				
Community Development	69,845	-	69,845	69,219
HIGHWAYS, ROADS & TRANSPORT SERVICES				
Highways Roads (Routine)	98,289	(3,035)	95,254	79,333
Street Lighting	14,438	-	14,438	11,278
OTHER SERVICES				
Training Department	1,136,355	(1,098,353)	38,002	(100,356)
CENTRAL SERVICES				
Corporate Management	(25,966)	(19,081)	(45,047)	(46,608)
Democratic & Civic	93,461	-	93,461	61,372
Civic Expenses	21,907	(4,395)	17,512	9,182
Non Distributed Costs	304,000	-	304,000	281,000
Net Cost of Services	2,863,862	(1,371,583)	1,492,279	1,249,371